



The Rogue River

3 and 4 day camp/lodge trips

The Rogue River is born near Crater Lake in the Cascade mountain range, then flows southwest to its meeting with the Pacific ocean near the town of Gold Beach. We float the most spectacular 38 miles of the river, where it cuts through the rugged coastal mountains of southern Oregon, not far from the town of Grants Pass.

When congress first passed legislation to protect America's wild rivers, the Rogue was among the first to receive protection. And no wonder. The Rogue River canyon is an enchanting blend of lush forests, fern grottos, beautiful sandy beaches, sparkling waterfalls, lovely side streams, and cool clear swimming holes. It's wild country and wildlife is everywhere: perhaps more wildlife than you're likely to see on a river trip anywhere outside Alaska.

The Rogue's rapids are mostly class III in difficulty: exciting and challenging, but not too threatening for our guests who choose to try their hand at inflatable kayaks or our row-yourself rafts. (Rapids are rated I through VI. Class I indicates the smallest possible rapid, while VI indicates steep, turbulent, highly dangerous rapids and waterfalls.)

The Rogue is a river for all seasons. Summer trips promise hot, sunny weather and warm water for swimming. Spring trips are sensational, with multitudes of wildflowers. Fall trips reveal gorgeous colors, warm days and cool crisp evenings. And the whitewater is exciting, any time of year.

A great family trip, the Rogue is one of our nation's finest river journeys.



Natural History

Geologic forces in the Rogue River country have created a wonderland of beautifully sculpted canyons and polished rock formations. Surrounding the river are lush forests and a diverse mix of plant communities that provide homes for a wide variety of wildlife. Among the many tree and shrub species found along the river are the California bay, with its richly scented leaves, Pacific madrone, with its striking red bark, and Azalea, which sports fragrant white springtime blossoms. Osprey, bald eagles, water ouzels, heron, and a variety of songbirds are seen. Raccoons, river otters, deer, mink, black bear, and other mammals are here, too. Steelhead, chinook and coho salmon either live in the river year-round or migrate upriver to spawn, and trout are native to the larger tributaries such as Big Windy and Missouri Creeks.

Human History

The Rogue River canyon is rich in history. Although several Indian tribes lived along the river for many years, few signs remain of their time here. But numerous historic sites do remain from the trapping and mining days that followed. Time permitting, we may stop at one or more cabins built by the miners, trappers, and early settlers who moved to the river canyon beginning around 1850.

Weather

The weather in the Rogue River canyon is usually very pleasant. Warm or hot days are likely, especially June through September. The river water itself is cool in the Spring, and warms by early July to the mid 60's.

Here's some climate data for the nearby town of Grants Pass. Temperatures in the river canyon are generally a few degrees cooler.

	<i>May</i>	<i>June</i>	<i>July</i>	<i>Aug.</i>	<i>Sept.</i>
Average daytime high temp.	75	82	90	89	84
Average nighttime low temp.	44	50	53	53	47
Average monthly rainfall	1.37"	0.76"	0.28"	0.32"	0.75"

For More Information

For in-depth reading we recommend the following books:

Illabe: The Story of Settlement in the Rogue River Canyon, by Kay Atwood (1978). Local History.

The Rogue: A River to Run, by Arman and Wooldridge (Wildwood Press, 1982). Personal history from the Rogue's pioneer river runner.

Hip Pocket Naturalist: A Guide to Oregon's Rogue River Basin, by Jackman and Bernstein (Magnifica Press, 1989). Natural History.

Trip Itinerary

Camping and lodging: Three day trips include a night of camping followed by a night at a wilderness lodge. Four day trips include two nights of camping followed by one night at a wilderness lodge.

First day: We meet at 8:30 AM at the Galice Resort in Galice, Oregon. (Please have breakfast before our meeting time and arrive in your river clothes.) After a brief orientation you will pack your things into our river bags, and park your vehicles at Galice. We will then travel by van to the boat launch a few miles downstream. (Depending upon trip length and water level, we begin our river trip at either Almeda Bar, Argo Bar, or Grave Creek boat ramp.) Once we arrive at our launch site, you'll meet the rest of our guide crew, and they'll conduct a short safety and orientation briefing, which will include instruction on paddle and rowing techniques as needed. We're normally on our way downstream by mid-morning.

Days on the river: Each day begin with freshly brewed coffee by 7 AM, and breakfast by 8 AM. After breakfast we'll pack our bags, load the boats and begin our journey downstream.

We're on the river an average of four to five hours per day. Along the way we stop for a riverside picnic lunch. We may also stop to swim, to explore historic sites, to scout rapids, or hike up scenic side streams. We usually arrive in camp or at the lodge by mid to late afternoon, and while the guides prepare hors d'oeuvres and dinner, you'll have time to hike, swim, fish, read, or nap.

Last day: We typically arrive at Foster Bar, our take-out point, between 1:30 and 3 PM. Once we've unpacked, you'll board a van for the ride back to Galice. (On small trips we will completely de-rig the boats, and our guides will accompany you back to Galice. On larger trips you will say good-bye to the guides when you leave Foster Bar, as they will stay behind to finish de-rigging.) The ride takes about two hours, on scenic Bear Camp Road through the Siskiyou National Forest. We arrive back in Galice between 4:30 and 6:00 PM.



Trip highlights: Our first day on the river begins with mild rapids which are ideal for a warm up, especially for those behind the oars or paddling an inflatable kayak. Once past Grave Creek boat ramp we encounter our first major rapids, Grave Creek rapids and Grave Creek falls. Not long after we come to the biggest rapid on the river: class V Rainie Falls. No one will raft the falls themselves, and most people will walk around the rapids altogether. But water levels permitting we may invite members of the group to challenge a class III+ side channel, the "Fish Ladder". While at Rainie we'll keep an eye out for Salmon, jumping the falls: a spectacular sight.

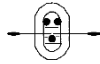
The next days provide the most exciting whitewater of the our journey. We encounter numerous class III rapids, including Wildcat, Horseshoe Bend, and Black Bar Falls. Two spectacular class IV rapids — Mule Creek Canyon and Blossom Bar — are the whitewater highlights of the trip. (Please note that as a safety precaution our guests in inflatable kayaks will not be permitted to boat through the first section of Blossom Bar rapids, and those in row-yourself rafts may be similarly restricted.)

In addition to the rapids, the Rogue offers other attractions. Time and conditions permitting we may hike sections of the Rogue River Trail, stop to explore the swimming holes at Howard Creek or Big Windy Creek, pay a visit to the historic Rogue River Ranch, or stop for a picnic lunch at the waterfalls of beautiful Flora Dell.

Boat Options

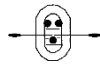
We offer four different boat types on the Rogue: guided oar rafts, "row-your-own" oar rafts, paddle rafts, and inflatable kayaks.

Guided oar raft



Our 14 to 18 foot-long guided oar rafts are the most stable of river boats. They're ideal for young children and anyone who wants to hang on while the guide rows the rapids. And they're a great boat to choose if relaxation and enjoying the scenery are your primary interests.

Row-your-own cataraft



"Row-your-own" catarafts are small and lively. They're the boat to choose if you're looking for excitement, freedom and a sense of accomplishment combined with a high degree of comfort. (1 to 3 guests per cataraft. O.R.E. guides provide instruction and supervision but are not present in the boat with you.)

We outfit you and a boat partner with one of our custom designed craft, rigged with frame and oars. We provide coaching and encouragement, and while your guides lead the way you float "follow the leader" style down the river. You trade off rowing with your boat partner and have ample time to relax, take pictures, or take in the passing scenery. Oregon River Experiences pioneered row-your-own river vacations. This is the ultimate "hands-on" rafting adventure.

Prior rafting experience is highly recommended for those considering this boat option. We also recommend either prior rowing experience or a moderately high level of physical fitness. However you do not need to be a daredevil or an athlete to pilot your own cataraft under our supervision.

Paddle raft



Paddle rafts are fast and exciting. Each paddle crew consists of 4 to 7 guests plus a guide. Each crew member gets a canoe type paddle and works as a team under the direction of the guide. For those who want to combine excitement with group involvement, a paddle raft is the boat of choice.

Inflatable kayaks



Inflatable kayaks are small, highly maneuverable one-person craft that are sporty yet also surprisingly stable. We bring along 2 to 4 inflatable kayaks to be shared by the group.

A few important details about boat options

- ✓ Paddle rafts are available only when a minimum of six adults want to paddle.
- ✓ Inflatable kayaks are available on a shared basis, and may be reserved for exclusive use by special arrangement only.
- ✓ You are welcome to switch between boat types, but because of the need for training and practice prior to substantial rapids, certain restrictions will apply.
- ✓ Paddle raft, inflatable kayak, and cataraft availability is subject to water level limitations.

Pre-Trip Details

Where and When to Meet

We will meet at 8:30 AM on the day your trip begins at the Galice Resort Cafe. The Resort is situated along the banks of the river not far from the town of Grants Pass. Galice is roughly 400 miles north of San Francisco, California, and 250 miles south of Portland, Oregon.

Getting To and From the River

- ✓ If you Drive

To get to Galice, take Interstate 5 to the Merlin exit (exit # 61), five miles north of Grants Pass, then follow the signs to Merlin. This will put you on the main road, which passes through Merlin and continues to Galice, about 15 miles west of I-5. The Galice Resort is on the right-hand side, between the road and the river. There's no "Galice Resort" sign – look for the café. The address is 11744 Galice Rd, Merlin, OR 97532. Galice is roughly a 40 minute drive from Grants Pass.

- ✓ If you Fly

The closest commercial airport is Medford, Oregon. It is served by Alaska, United, Delta, and Allegiant airlines. Plan your flight to arrive the day before your hike begins.

Car rentals are available at Medford. Also, the Galice Resort offers shuttle service from the airport to

Grants Pass or to the resort (which is our meeting place). Shuttles are \$525 round trip, per van, so your ultimate cost depends on the number of people (1 to 14) who share the ride. For more information or reservations contact the Galice Resort at 541-476-3818.

Trip Shuttles

Your trip fare includes transportation from Galice to our boat launch, and from our raft take-out point end back to Galice at the end of our journey. However, if you're planning to drive up or down the Coast after your river trip you may wish to leave directly from the boat take out. When we meet in Galice our guides can assist you in arranging to have your car shuttled. Galice Resort conducts these shuttles, and the fee is \$115.00 (higher if the main shuttle road over the mountain is not open and an alternate route is required).

Accommodations (before and after your trip)

Rustic cabins and a lodge are available at the Galice Resort. Phone 541-476-3818. Also nearby is Morrison's Lodge (800-826-1963).

Camping is available nearby at Indian Mary Park and also at Alameda Bar Recreation Area, both within 5 miles of Galice. Reservations for both can be made through at www.reserveamerica.com.

What to Bring

Most of the time the weather in the Rogue River canyon is warm and pleasant. But cool, wet weather can occur on any trip. It can be quite chilly when it's overcast, breezy or rainy, especially when you're in a raft. Please pay close attention to selecting your clothes and gear for your river adventure. Hopefully, you'll never need most of the cool-weather gear we recommend that you bring. But please do bring it, just in case!

What to wear

On cool or rainy days: Appropriate clothing for these conditions is clothing that dries quickly, and keeps you warm even when the garment is wet. Modern high-tech synthetic fabrics such as polypropylene and polyester fleece do both. (Wool provides warmth when wet, but does not dry quickly and is less comfortable. Wool is often less expensive, however, especially when purchased from Thrift or Military Surplus stores, and wool/synthetic blends can be a good choice.)

Think in terms of layers of clothing for changeable and cool weather. As conditions change you can add or subtract layers as needed. The first layer in cool weather should be long underwear made of synthetic materials such as polypropylene, which provide warmth and wick moisture away from your skin. The middle layer(s) should consist of polyester fleece (or wool), and will provide further warmth. The outer layer consists of a rain jacket and rain pants. Rain gear made of modern water-proof, breathable fabrics such as Goretex are best. But for a less expensive option coated nylon will work, too.

Wetsuits are generally not needed (although for spring trips they can substitute for a middle clothing layer). But they do make inflatable kayaking more comfortable in cool weather, and for this reason O.R.E. provides wetsuits on a shared basis for kayakers. If you'd like to bring your own suit, look for

an 1/8" thick "farmer john" style (which can be worn in conjunction with a sweater and raincoat). Thicker, full-body scuba style suits are warm but they're less comfortable, and their bulk makes rowing and paddling more difficult.

On warm or hot days: Synthetic fabric shorts and bathing suits are worn, as well as a hat to keep the sun out of your eyes. Cotton shirts may be worn to keep cool and to ward off sunburn. But cotton clothing is recommended for hot weather only. Wet cotton will lower your body temperature. This is great for keeping cool during a heat wave, but cotton provides no warmth when wet the fabric gets wet.

On your feet: For footwear while on the river we recommend nylon or canvas running or tennis shoes, hard soled wetsuit boots, or sports sandals such as Tevas. For extra comfort you may want to wear nylon or polypropylene socks as a first layer. For cool weather and cold water, wetsuit boots work well. Sport sandals and shoes also work well, when combined with thick wool socks or neoprene wetsuit socks. Sport sandals are comfortable for rafting, and are preferred by many of our guides. But they're generally more expensive and do not protect your feet as well as do shoes.

In camp and at the lodge: You may want a change of shoes as well as comfortable clothing for lounging about or hiking. Cotton clothing may be worn on shore in dry weather. But in order to be prepared for rainy weather we recommend that you have camp clothing available made of synthetic or fabrics.

Where to find it

Check with local sporting goods stores. If they cater to outdoor sports (hiking, backpacking, etc.) rather than team sports, they should have most of the items you need. Gear is also available through mail order and online, for instance by contacting REI (800-426-4840, or www.rei.com) or L.L. Bean (800-341-4341, or www.llbean.com).

How to pack it

Pack your gear in a manner appropriate for your journey to Galice. When we meet we will supply you with a watertight river bag into which you will pack your clothing. This bag is roughly 14" in diameter and 24" tall. We'll also provide you with a second, larger river bag (roughly 16" in diameter and 33" tall), which you will share with one other person. Into this second bag will go your tent, sleeping bag, sleeping pad, and other bulky items. These bags will be transported from camp to camp or lodge by raft but generally will not be accessible during the day. For items that you want to keep handy during the day bring a small daypack or dry-bag. Items that you want to keep handy during the day but which absolutely must stay dry (camera, binoculars, a book, etc.) go best in a 50 caliber military surplus ammo box. O.R.E. provides these boxes on a shared basis. If you would like your own, they are available at most surplus and some outdoor stores. (Note: boxes cannot be carried in paddle rafts or inflatable kayaks.)

The river bags and boxes we provide are watertight under most conditions, even when submerged. But for extra security we recommend that you wrap your sleeping bag and clothing in heavy-duty plastic garbage bags for extra protection. We also recommend that you pack your camera, binoculars, reading material and similar items in large zip-lock bags.

Rental Equipment

O.R.E. offers camping equipment for rent to those who do not own this gear (or do not wish to transport it from home). High quality, two-person backpacking style tents are available for \$16 - \$24 per trip. Sleep kits (synthetic-fill sleeping bag, cotton liner, self-inflating sleep pad, and ground cloth) are also available for \$16 - \$24 per person per trip. Reservations and advance payment are required. To place a reservation for a tent or sleep kit please call our office at 1-800-827-1358.

Equipment Checklist

✓ River Gear

- _____ swimsuit or shorts and T-shirt (avoid cotton shorts)
- _____ tennis shoes or sport sandals (or hard-soled wetsuit boots for spring trips)
- _____ wool or synthetic “ski” hat — for cold/rainy days
- _____ wide-brimmed hat (preferably with chin-strap), or baseball cap — for sunny days
- _____ 1 pair socks (wool or synthetic)
- _____ waterproof rain jacket and rain pants
- _____ Polypropylene or similar long underwear tops and bottoms
- _____ 1 warm sweater or jacket, polyester fleece or wool
- _____ water bottle or canteen
- _____ waterproof sunscreen and lip balm
- _____ sunglasses, with strap

✓ Extra River Clothing, Camp Clothing

- _____ camp shoes (or lightweight hiking boots)
- _____ 1 pair long pants
- _____ 1-2 pair shorts
- _____ 1-2 long-sleeved shirts
- _____ 1-2 short-sleeved shirts
- _____ socks and underwear

✓ Camping Gear

- _____ compact, lightweight tent (freestanding is preferred)
- _____ compact, medium-weight sleeping bag
- _____ compact foam sleeping pad or air mattress
- _____ small tarp (to place beneath your tent, or as a ground-cloth for sleeping under the stars)
- _____ personal toiletries, including small towel, biodegradable soap, dry-skin lotion, prescription medicines
- _____ small flashlight or headlamp, with extra batteries

✓ Optional Items

- _____ gloves (especially if you'll be rowing)
- _____ binoculars
- _____ camera
- _____ reading material
- _____ pen and journal or notebook
- _____ compact fishing gear
- _____ spare glasses, sunglasses
- _____ insect repellent
- _____ small daypack, ammo box, or small dry bag
- _____ beer or soft drinks (up to 2 six-packs per person), wine or liquor—in unbreakable containers. (We provide coffee, tea, and juice; also wine with some dinners). By the way, consumption of alcohol is prohibited during the day but okay once we arrive in camp.
- _____ People sensitive to the sun may want to bring lightweight cotton clothes (such a surgeon's outfit) for sun protection on midsummer trips.

Please do not bring pets, guns, or valuable jewelry

Additional Information

Your trip fare includes the following

- ✓ Lodging fees
- ✓ The services of our professional river guides.
- ✓ Transportation to the boat launch from Galice, and from the take out point back to Galice.
- ✓ All meals, from lunch on the first day through lunch on the last. Our menu is delicious, varied, and hearty. Meals are freshly prepared by our guides and by lodge staff from the highest quality ingredients. Juice and water are available at each meal. Coffee, tea, and cocoa are available at dinner and breakfast, and complementary wine is served with some dinners. Special dietary needs can be accommodated with advance notice.
- ✓ Durable, professional quality rafts and river running equipment, including U.S. Coast Guard Approved lifejackets.
- ✓ Waterproof river bags and boxes for your personal gear.
- ✓ Cups, plates, and eating utensils.
- ✓ Camp chairs.

Fishing

Fishing on the Rogue is generally only fair during spring and summer, but conditions improve in the fall. If you would like to fish you'll need an Oregon fishing license, which may be purchased at Oregon sporting goods stores or at the Galice Resort.

Camping

We select beautiful beaches, meadows, and forest glens for our camp sites. Our guides establish a central kitchen and social area, and trip members select spots in the surrounding area to pitch a tent or roll out a sleeping bag. Some camps are equipped with outhouses, while at other camps O.R.E. will set up a portable toilet..

Gratuities

Our guests sometimes ask whether it is appropriate to tip the guides and the lodge staff. If your guides did a great job then feel free to thank them with a gratuity. Gratuities for your guides are customarily presented to the Lead Guide, and will be shared equally among all guides on your trip. Tips for lodge staff are customarily left in a tip jar in the dining area.

Nearby attractions

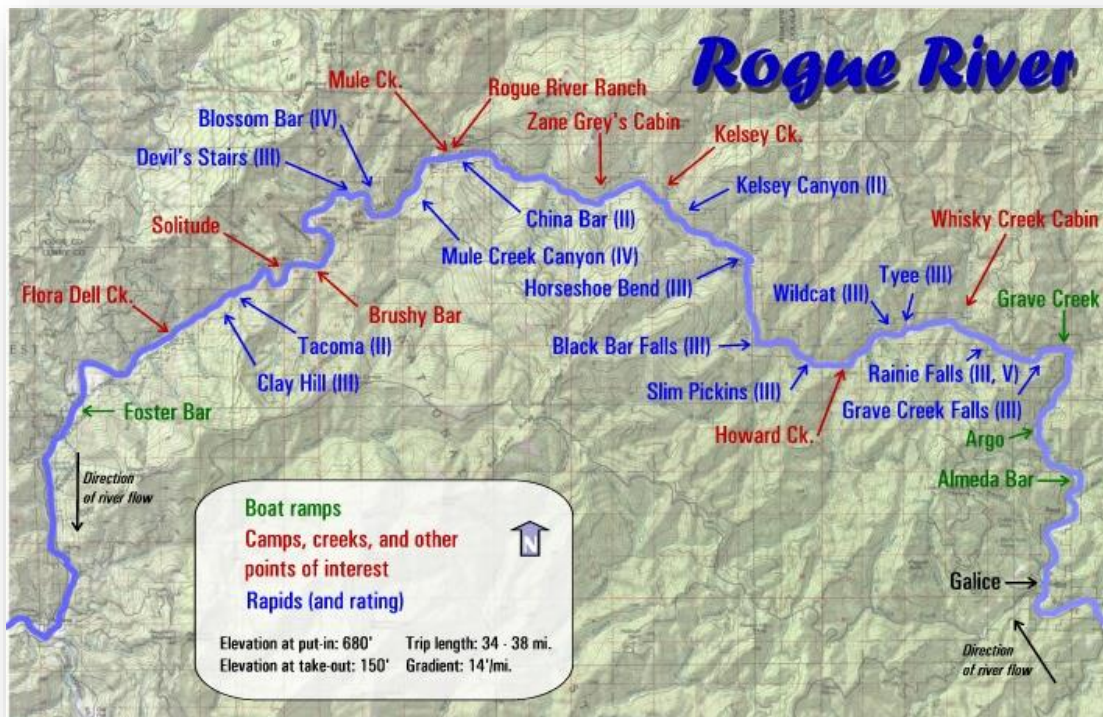
While in the area you may want to visit Crater Lake National Park, Oregon Caves National Monument, or the southern Oregon coast. You may also want to visit the nearby towns of Jacksonville and Ashland. Jacksonville, a National Historic Landmark, hosts the Britt Music Festival on weekends in July and August. The Britt Festival features classical, jazz, and bluegrass music under the stars. For information contact the Festival at 800-882-7488. Ashland is site of the renowned Oregon Shakespeare Festival. Because Shakespeare Festival performances often sell out, we recommend that you call well in advance for tickets and information (541-482-4331).

Cancellations and Travel Insurance

The size of our trips is strictly regulated by law, and your reservation means we cannot sell the spaces to others. So we strictly adhere to the cancellation and refund policies we explain in our reservation materials. For this reason we recommend that you consider the purchase of travel insurance, which will (amongst other benefits) reimburse you if you must cancel your trip due to illness.

Emergencies

It may be difficult for family and friends to reach you while you are on the river. In case of emergency they should contact the local Bureau of Land Management office (Grants Pass) at 541-618-2200 or the Forest Service office (Gold Beach) at 541-247-3600. They should also call the O.R.E. office at 800-827-1358.



Oregon River Experiences

16869 65TH Ave. #251 Lake Oswego, OR 97035
 503-563-1500 (office) 800-827-1358 (toll-free)
 888-544-4165 (fax)

info@oregonriver.com

www.oregonriver.com